



### About JZCP

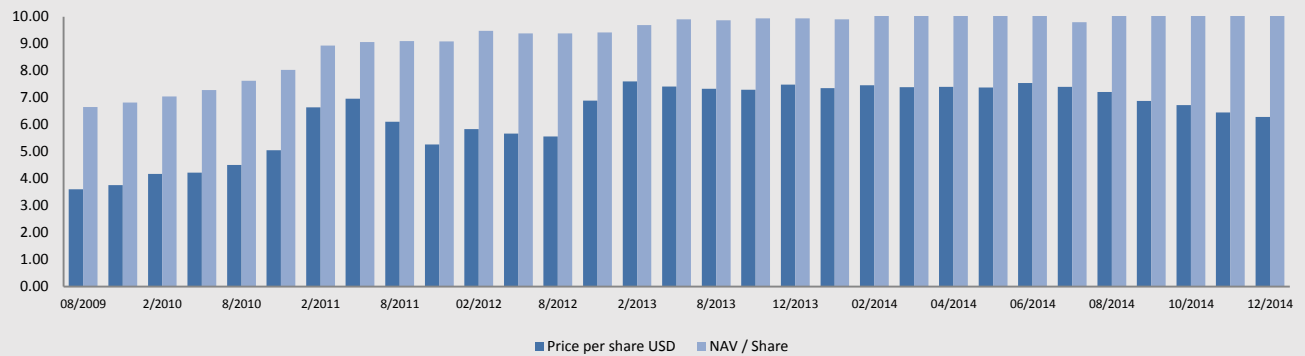
JZCP is a London listed private equity fund which invests in high quality US and European micro cap companies. It receives investment advice from Jordan/Zalaznick Advisers, Inc. ("JZAI"), which works with the existing management of micro cap companies to help build better businesses, create value and deliver strong returns to investors.

### Investment Objective

JZCP seeks to create a portfolio of investments in businesses in the United States and Europe, providing a superior overall return comprised of a current yield and significant capital appreciation.

### Recent Events

- Since December 2014, JZCP has invested an additional \$12.6 million in real estate in Miami, Florida.



### Company Summary

	Ordinary Shares	Zero Dividend Preference ("ZDP") Shares	CULS <sup>(1)</sup>
Number of Shares	65,018,607	20,707,141	3,886,114
NAV (\$000's) in USD	\$657,683	n/a	n/a
NAV per Share in USD	\$10.12	n/a	n/a
NAV per Share in GBP	£6.49	n/a	n/a
ZDP / CULS Value (£000's) in GBP	n/a	£67,847	£42,747
ZDP / CULS Value per Share	n/a	£3.28 <sup>(2)</sup>	£11.00 <sup>(3)</sup>
Quoted Market Price (End of Month) in GBP	£4.03	£3.54	£11.00
Market Capitalization (\$000's) in GBP	£262,025	£73,303	£42,747
Quoted Market Price (End of Month) in USD	\$6.28 <sup>(4)</sup>	n/a	n/a
Market Capitalization (\$000's) in USD	\$408,562 <sup>(4)</sup>	\$114,298 <sup>(4)</sup>	\$66,654 <sup>(4)</sup>
Premium / (Discount) to NAV per Share	(37.9%)	n/a	n/a
Premium / (Discount) to ZDP Value per Share	n/a	8.0%	10.0%
Currency in quotation	GBP	GBP	GBP
Ticker	JZCP	JZCN	JZCC

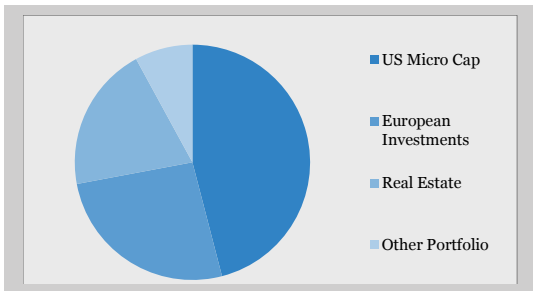
### Top 10 Holdings

(Excluding Cash & Equivalents)

	Investment Type	Value \$ <sup>(5)</sup>	% of Total
Factor Energia, S.A.	European Investments	76,809	9%
Industrial Service Solutions	US Micro Cap	61,560	7%
Greenpoint	Real Estate	51,764	6%
JZCP Bright Spruce, Ltd.	Other	48,755	6%
Milestone Aviation Group Ltd.	US Micro Cap	40,000	5%
Dental Services Group, Inc.	US Micro Cap	38,798	5%
Toro Finance	European Investments	31,857	4%
Grupo Ombuds	European Investments	28,545	3%
Bedford	Real Estate	23,097	3%
Accutest Holdings, Inc.	US Micro Cap	21,489	2%
<b>Top 10 Holdings (Ex. Cash &amp; Equivalents)</b>		<b>\$422,674</b>	<b>50%</b>
Remaining Holdings (Ex. Cash & Equivalents)		431,877	50%
<b>Total Holdings (Ex. Cash &amp; Equivalents)</b>		<b>\$854,551</b>	<b>100%</b>

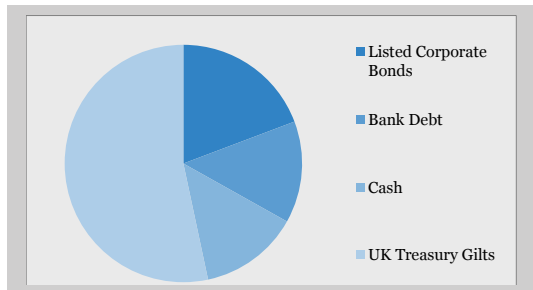


Summary of Portfolio



Total Private Investments

	Number	Fair Value \$ <sup>(5)</sup>	% to Total
• US Micro Cap	40	381,179	42%
• European Investments	11	216,502	24%
• Real Estate	9	165,970	18%
• Other Portfolio	7	65,937	7%
<b>Total</b>	<b>67</b>	<b>\$ 829,588</b>	<b>91%</b>



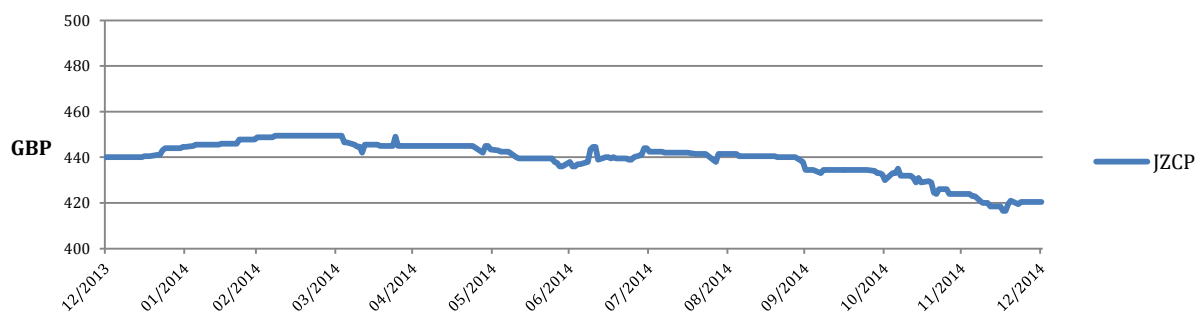
Total Listed Investments (including Cash & Equivalents)

	Number	Fair Value \$ <sup>(5)</sup>	% to Total
• Listed Corporate Bonds		14,514	2%
• Bank Debt	1	10,449	1%
• Cash		10,206	1%
• UK Treasury Gilts		40,205	5%
<b>Total</b>	<b>1</b>	<b>\$75,374</b>	<b>9%</b>

Total Investments Assets (including Cash & Equivalents)

	Number	Fair Value \$ <sup>(5)</sup>	% to Total
<b>Total</b>	<b>68</b>	<b>\$ 904,962</b>	<b>100%</b>

Share price performance



Contacts

Manager

Jordan/Zalaznick Advisers, Inc.  
9 West 57th Street  
33rd Floor  
New York, NY 10019

Auditor

Ernst & Young LLP  
PO Box 9  
Royal Chambers  
St. Julian's Avenue  
St. Peter Port  
Guernsey, GY1 4AF

Registrar

Equiniti Limited  
Aspect House  
Spencer Road  
Lancing  
West Sussex, BN99 6ZX

Administrator

Northern Trust International Fund  
Administration Services (Guernsey)  
Limited  
Trafalgar Court  
Les Banques  
St. Peter Port  
Guernsey, GY1 3QL

If you want more information regarding JZCP, please call Kit Dunford at FTI Consulting on +44 (0)20 3727 1143.

Disclaimer

This Monthly Fact Sheet updates as of 31 December 2014 various information as to JZCP and its investment portfolio available from third parties whilst continuing as of 30 November 2014 the valuations shown above (and as included in the NAV) for Micro-Cap and unquoted Unaffiliated Mezzanine investments as reported in the Interim Management Statement issued 22 December 2014. Before making investment decisions, investors should consider that the value of JZCP's investments, and the income from them, may go down as well as up and is not guaranteed; that the market price for JZCP shares, depending on supply and demand, may trade at a discount to NAV; and that past performance cannot be relied upon as a guide to future performance. Investors should also consult with their own independent financial and tax advisers when making investment decisions. Although issued and approved by JZCP, this Monthly Fact Sheet does not constitute a solicitation or advice to buy or sell any security.

Footnotes

- (1) Convertible Unsecured Subordinated Loan Stock (CULS).
- (2) Represents accreted balance as of 31 December 2014.
- (3) Represents quoted ask price as of 31 December 2014.
- (4) Assumes an exchange rate as of 31 December of \$1.56 to £1.00.
- (5) USD in thousands.